

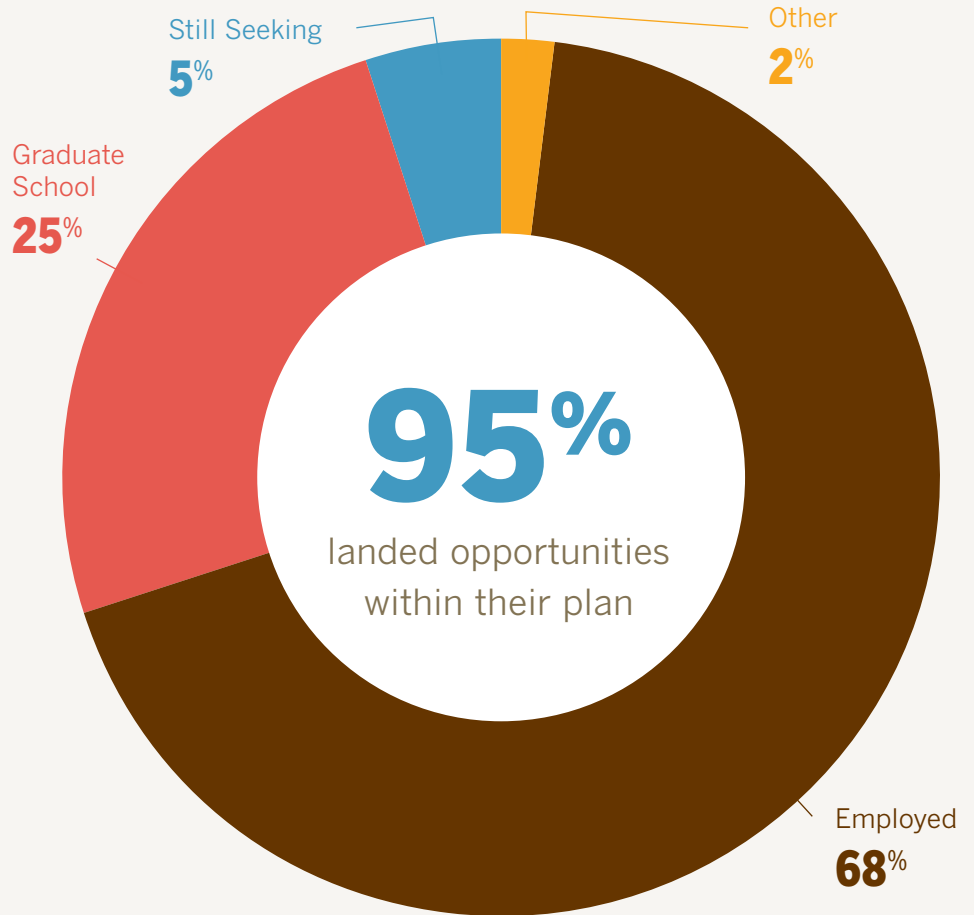


# LEHIGH

UNIVERSITY

## First Destination Report 2016

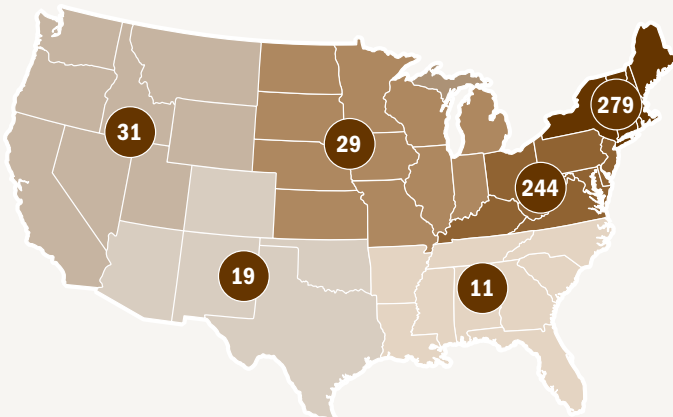
### Undergraduate Outcomes Summary



“Graduate School” includes Lehigh President’s Scholars. Under this program, students who graduate with a GPA of 3.75 or higher may qualify to take a fifth year of classes tuition free.

“Other” includes service programs, military, and non-employment by choice.

### Employment by Region

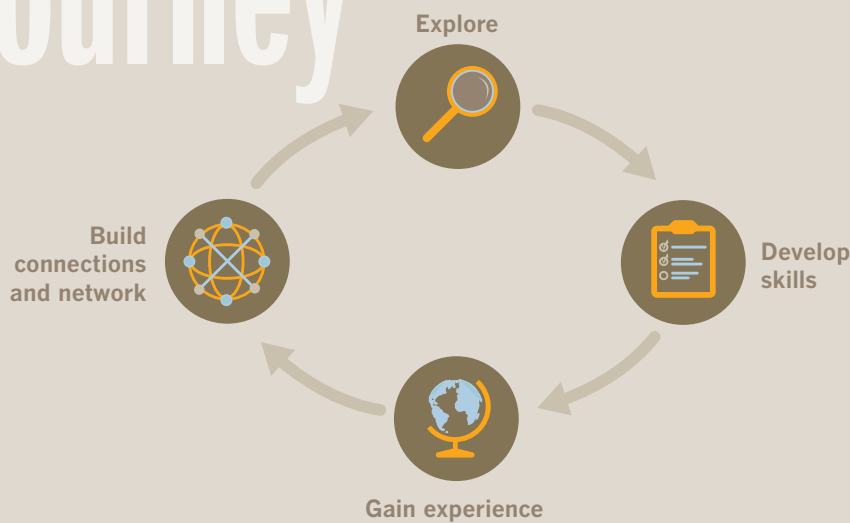


### International Locations

- Canada
- China
- Honduras
- India
- Indonesia
- Korea
- Myanmar
- Panama
- Peru
- Philippines
- Trinidad
- Zambia

# Launching Career Journeys

## journey



## Customized Approach

The Center for Career & Professional Development (CCPD) uses a four-year learning cycle that helps students take charge of their career development. Our career coaching team works with students through each phase of the cycle — helping students reach their goals and potential, understand who they are, and where they want to go.

## students

4,096

ATTENDEES AT CAREER  
EVENTS AND PROGRAMS

10,000+

INTERACTIONS WITH CCPD  
PROGRAMS AND RESOURCES

3,269

ONE-ON-ONE CAREER  
COACHING APPOINTMENTS

2,827

INTERVIEWS WITH  
EMPLOYERS ON CAMPUS

## Career Education

Students benefit from a supportive campus culture where faculty, staff, alumni, and industry partners play an active role in their career development. Our career coaching team is embedded in the three undergraduate colleges to deliver customized career education and opportunities to targeted student populations.

## staff

158

ALUMNI IN THE NEWLY-LAUNCHED  
LUCID MENTOR PROGRAM

230

COMPANIES INTERVIEWED  
STUDENTS ON CAMPUS

2,073

STUDENTS CONNECTED WITH 236  
EMPLOYERS DURING FALL AND  
SPRING CAREER EXPOS

3,585

FULL-TIME POSITIONS POSTED

1,022

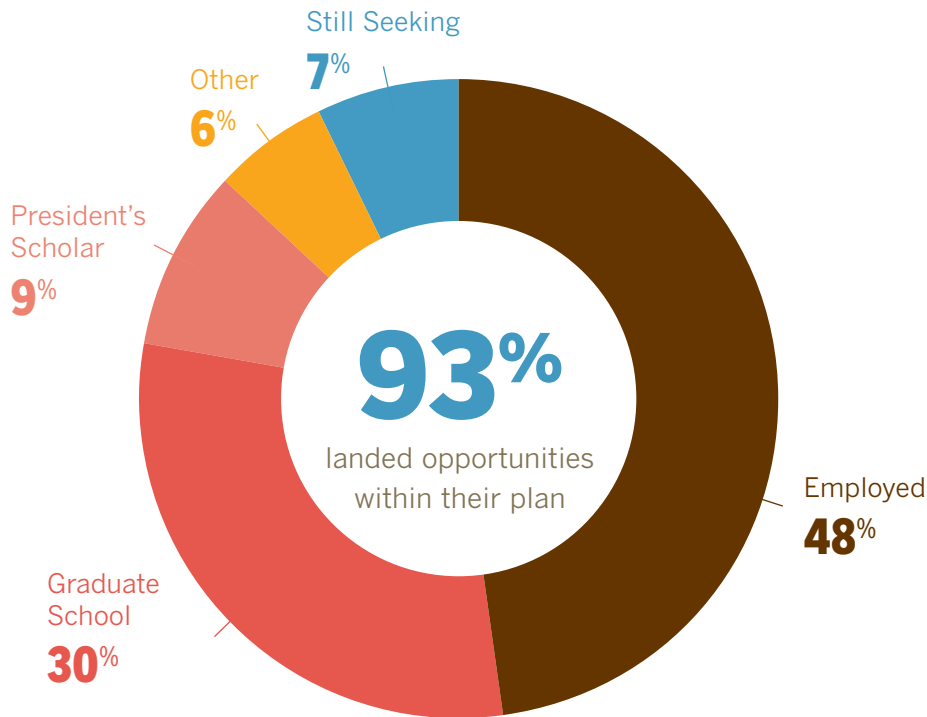
CO-OPS AND  
INTERNSHIPS POSTED

## Career Connections

The mission of CCPD is to provide career education and connections that support student success. We fulfill this mission by actively developing opportunities for students to connect with industry partners and alumni through externships, internships, co-ops, immersion trips, career expo's, full-time positions, on-campus interviews, and career programs.

# College of Arts and Sciences

## Undergraduate Outcomes



## Average Starting Salaries

Discipline	
Arts & Humanities	\$53,083
Interdisciplinary Programs	\$51,458
Math & Natural Sciences	\$54,004
Social Sciences	\$41,064
Integrated Program	
Integrated Degree in Engineering, Arts & Sciences (IDEAS)	\$70,000

## Top Employers

- Barclays Capital, Inc.
- BASF
- Center for Infectious Disease Research
- Cushman & Wakefield
- Ernst & Young, LLP
- Federal Emergency Management Agency (FEMA)
- IBM
- Johnson & Johnson
- JPMorgan Chase & Co.
- Madison Square Garden Promotions, Inc.
- Microsoft
- Morton Salt, Inc.
- National Basketball Association
- Nickelodeon
- PricewaterhouseCoopers, LLP
- Sotheby's
- Twitter

## Top Industries



**10%**  
Financial Services



**9%**  
Education



**8%**  
Advertising



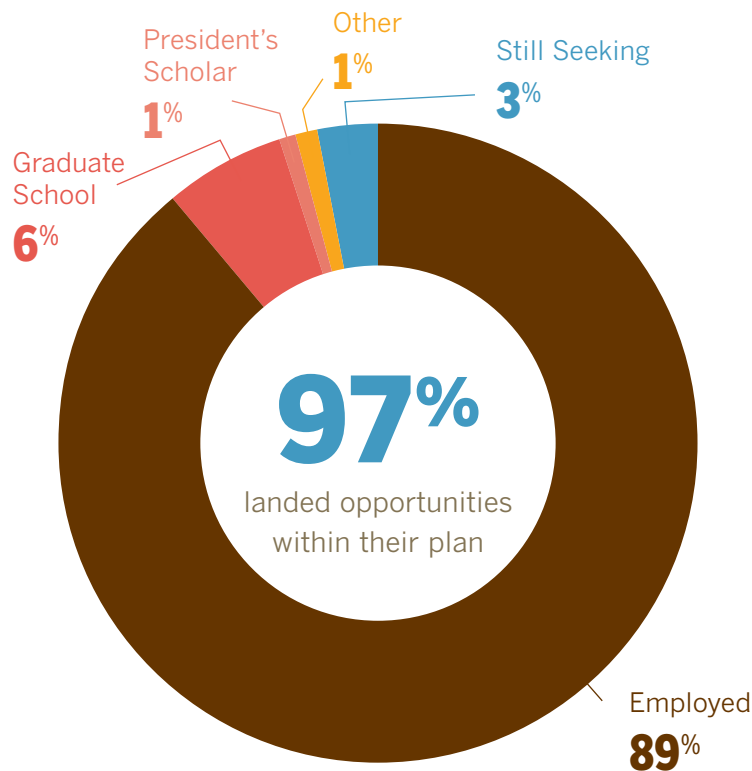
**7%**  
Health Services



**6%**  
Merchandising

# College of Business and Economics

## Undergraduate Outcomes



## Average Starting Salaries

Major	
Accounting	\$56,832
Business Information Systems	\$60,371
Economics	\$58,000
Finance	\$66,650
Marketing	\$51,444
Supply Chain Management	\$56,309
Integrated Programs	
Computer Science & Business	\$74,125
Integrated Business & Engineering	\$64,461

## Top Employers

- Amazon
- Apprise Software, Inc.
- Barclays Capital, Inc.
- BASF
- Bloomingdale's
- CitiGroup
- Credit Suisse Group
- Crowe Horwath, LLP
- Deloitte
- Ernst & Young, LLP
- Johnson & Johnson
- JPMorgan Chase & Co.
- KPMG, LLP
- Pfizer, Inc.
- PricewaterhouseCoopers, LLP
- Prudential Financial, Inc.
- Ross Stores, Inc.

## Top Industries



**24%**  
Financial Services



**17%**  
Accounting



**10%**  
Consulting Services



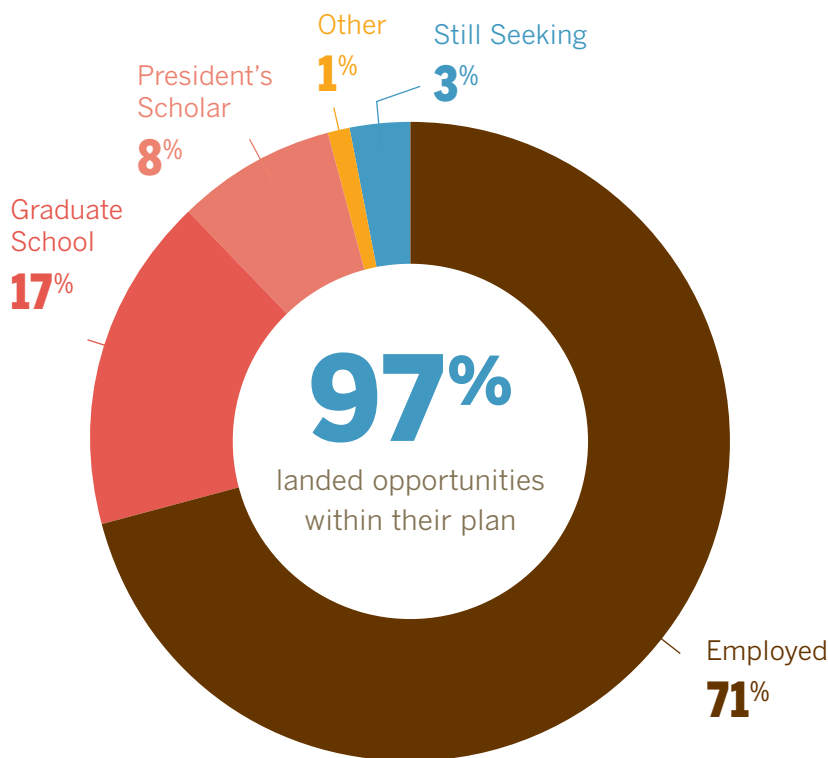
**6%**  
Computer Software



**5%**  
Merchandising

# P.C. Rossin College of Engineering and Applied Science

## Undergraduate Outcomes



## Average Starting Salaries

Major	
Bioengineering	\$63,500
Chemical Engineering	\$71,786
Civil Engineering	\$60,880
Computer Engineering	\$69,650
Computer Science	\$73,250
Electrical Engineering	\$67,978
Environmental Engineering	\$62,000
Industrial & Systems Engineering	\$66,812
Materials Science & Engineering	\$61,800
Mechanical Engineering	\$61,397
Integrated Programs	
Computer Science & Business	\$74,125
Integrated Business & Engineering	\$64,461
Integrated Degree in Engineering, Arts & Sciences (IDEAS)	\$70,000

## Top Employers

Clark Construction Group, LLC  
 Deloitte  
 Ernst & Young, LLP  
 ExxonMobil Corporation  
 GlaxoSmithKline  
 IBM  
 Ingersoll Rand, Inc.  
 JPMorgan Chase & Co.  
 KPMG, LLP  
 Lockheed Martin Corporation  
 Lutron Electronics Co., Inc.  
 Northrop Grumman Corporation  
 OSIsoft  
 PricewaterhouseCoopers, LLP  
 Sanofi Pasteur  
 Texas Instruments  
 W. L. Gore & Associates, Inc.

## Top Industries



**12%**  
Consulting Services



**11%**  
Engineering/  
Surveying



**11%**  
Computer Software

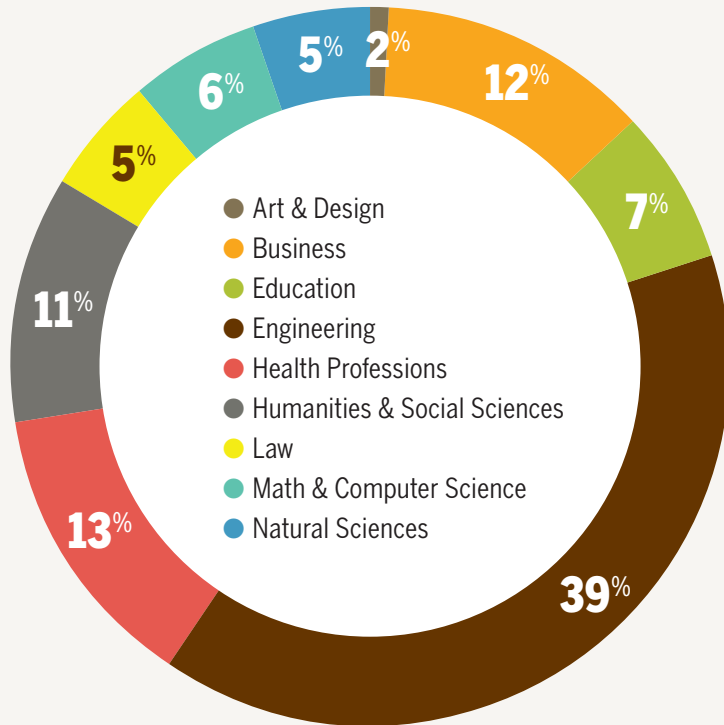


**9%**  
Financial Services



**6%**  
Aerospace

# Graduate and Professional Schools and Fields of Study



**25%** of the respondents from the Lehigh Class of 2016 chose to attend graduate or professional school. This 25% includes Lehigh President's Scholars.

In 2016, **95%** of the Lehigh candidates who applied to allopathic (M.D.) **medical schools** with grade point averages of 3.7 or better and MCAT scores at the 80th percentile or above were accepted (3.7 GPA/80th percentile MCAT were the national averages of students accepted into medical schools).

Over the last three years, an average of **92%** of Lehigh applicants received acceptances to **law school**, as compared with the three-year national average of 78%.

Overall, 95% of the class of 2016 achieved career-related employment, entered graduate school, or landed other opportunities within their plan. Undergraduate student outcome data for the Lehigh University Class of 2016 includes students who received bachelor's degrees between July 1, 2015 and June 30, 2016. Of the 1,159 bachelor degree recipients, verifiable post-graduation career activities were obtained for 88% of the graduates. This data was acquired from graduates, employers, university staff members, parents, and LinkedIn profiles.



**CCPD**  
The Center for Career & Professional Development

careercenter.lehigh.edu



## Graduate Matriculation (partial listing)

- Benjamin J. Cardozo Law School
- Boston University
- Carnegie Mellon University
- Columbia University
- Cornell University
- Georgetown University
- Georgia Institute of Technology
- Icahn School of Medicine at Mount Sinai
- Johns Hopkins University School of Medicine
- Lehigh University
- Lewis Katz School of Medicine at Temple University
- New York University School of Medicine
- Philadelphia College of Osteopathic Medicine
- Purdue University
- Rensselaer Polytechnic Institute
- Rice University
- Rutgers New Jersey Medical School
- Sidney Kimmel Medical College of Thomas Jefferson University
- Stanford University
- Tufts University School of Medicine
- Tulane University Law School
- University College London
- University of California Los Angeles
- University of Michigan
- University of Pennsylvania Law School
- University of Pennsylvania School of Dental Medicine
- University of Rochester
- University of Virginia School of Medicine
- University of Southern California
- University of Washington
- Villanova University School of Law
- Wake Forest School of Medicine